



# 2009 CATALOG

Hand Made Fire Helmet Front Shields  
(978) 422-8460 email: Tom@leatherfronts.com

F&T Products  
19 Gates Road  
Sterling, MA 01564

## OUR MISSION

---




Inspired by some of the richest traditions in the fire service, F&T Products proudly offers our line of quality hand-crafted leather fire helmet fronts. We believe that a firefighter's helmet serves not just as a piece of protective equipment, but also helps represent the character of the wearer. Our mission is to provide a cost-effective alternative for the firefighter who appreciates quality, workmanship and the traditional look of a hand-made product. If these values are important to you, look to F&T Products to supply a well made helmet front that you can wear with pride.

## OUR QUALITY

---

What separates us from the other companies that produce helmet fronts? To start, we are one of the few in the business that can provide both high quality leatherwork as well as custom designed, hand-painted artistry. We only use the highest quality materials available. While other manufactures use filler layers of vinyl and cardboard-based materials to lessen the cost and complexity of manufacturing, F&T only uses durable tanned cowhide leather and solvent based inks and paints to make all our fronts. All hardware we use is solid brass and not plated steel. All of our gold and silver-leaf products are created using real 22K gold and silver-leaf encapsulated in a polyvinyl fluoride film to ensure maximum durability. With all the effort we put into the quality of our product, we also work hard to maintain a low overhead in order to offer our product at prices that many of our competitors just can't beat.



## OUR PRODUCTS

---

At F&T Products we will do our best to produce a helmet front for you to your exact specification, whether it is the type of materials used, number styles, colors, text panels, font types, artwork or any other creative elements you desire. We welcome customized one-of-a-kind orders tailored to the individual while simultaneously manufacturing multiple orders of the same style with consistent quality and uniformity for the larger customer.

## STANDARD DESIGNS – BOSTON STYLE



Standard Boston Style,  
No Graphics  
**Style #1011**



Standard Boston Style,  
With One Text Panel  
**Style #1012**



Standard Boston Style,  
With Two Text Panels  
**Style #1013**



Standard Boston Style,  
With Painted Graphic  
**Style #1014**



Standard Boston Style,  
One Line Painted Lettering  
**Style #1015**



Standard Boston Style, Two  
Lines Painted Lettering  
**Style #1016**



Standard Boston Style,  
Painted Graphic and Two  
Lines of Painted Lettering  
**Style #1017**



Standard Boston Style,  
With Three Numbers  
**Style #1018**



Standard Boston Style,  
All Painted  
**Style #1019**

## STANDARD DESIGNS – TRADITIONAL STYLE



Standard Traditional Style, No Graphics  
**Style #2010**



Standard Traditional Style, With One Text Panel  
**Style #2011**



Standard Traditional Style, With Two Text Panels  
**Style #2012**



Standard Traditional Style, With Painted Graphic  
**Style #2013**



Standard Traditional Style, Two Lines Painted Lettering and Painted Graphic  
**Style #2014**



Standard Traditional Style, One Text Panel and Painted Graphic  
**Style #2015**



Traditional Style, With FDNY Style Insert  
**Style #2016**



Traditional Style, With FDNY Style Insert and One Text Panel  
**Style #2017**



Traditional Style, With FDNY Style Insert and Two Text Panels  
**Style #2018**

## HAND PAINTED & GUILDED DESIGNS



**BOSTON STYLES**



Standard Boston Style,  
Banner Style 1  
**Style #3011**



Standard Boston Style,  
Banner Style 2  
**Style #3012**



Standard Boston Style,  
Banner Style 3  
**Style #3013**



Standard Boston Style,  
Banner Style 4  
**Style #3014**



Standard Boston Style,  
Banner Style 5  
**Style #3015**



Standard Boston Style,  
Banner Style 6  
**Style #3016**

## HAND PAINTED & GUILDED DESIGNS



### TRADITIONAL STYLES



Standard Traditional Style,  
Banner Style 1  
**Style #4011**



Standard Traditional Style,  
Banner Style 2  
**Style #4012**



Standard Traditional Style,  
Banner Style 3  
**Style #4013**



Standard Traditional Style,  
Banner Style 4  
**Style #4014**



Standard Traditional Style,  
Banner Style 5  
**Style #4015**



Standard Traditional Style,  
Banner Style 6  
**Style #4016**


## FRONT SHIELD DESIGN OPTIONS

### Patent (Shiny) Leather Colors:



(Green, Orange, and Yellow available as Patent Vinyl Cowhide)

### Regular Leather Colors:



### Gold/Silver Leaf Options:



Engine Turn Burnished Guild



Satin Burnished Guild

### Reflective Panel/Text Color Options:



## CUSTOMIZED HELMET FRONT HOLDERS


Customized holders can be personalized with any text you would like to add to the middle of the logo. We offer the flat-top style holder for newer model Cairns® helmets as well as the arch top style used in older helmets. Mounting hardware is included. (Note that arch top holders require custom trimming to ensure proper fit on most Cairns® traditional helmets)




Flat Top Holder,  
Boston Style Logo  
**Item #5011**



Curved Top Holder,  
Boston Style Logo  
**Item #5012**



Front Holder Ink  
Color Options:







WWW.LEATHERFRONTS.COM

# F&T PRODUCTS

HAND MADE LEATHER FIRE HELMET FRONTS

19 GATES ROAD  
STERLING, MA 01564  
(978) 422-8460

## QUOTE REQUEST FORM

Date: \_\_\_\_\_

Quoted Price: \_\_\_\_\_


Billing Information:

\_\_\_\_\_  
\_\_\_\_\_  
\_\_\_\_\_

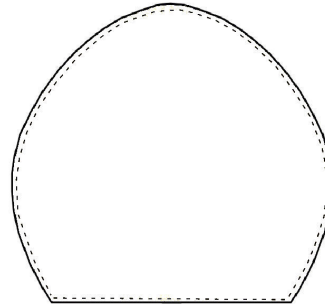
Shipping Information:

\_\_\_\_\_  
\_\_\_\_\_  
\_\_\_\_\_

\_\_ Style I



\_\_ Style II



Top Line Text: \_\_\_\_\_ Text Color: \_\_\_\_\_ Panel Color: \_\_\_\_\_

Middle Line Text: \_\_\_\_\_

Bottom Line Text: \_\_\_\_\_

Center Logo Type: \_\_\_\_\_ Center Number: \_\_\_\_\_ Color: \_\_\_\_\_

\_\_ Sunken Number      \_\_ Raised Number      \_\_ Artwork (Type): \_\_\_\_\_

Leather Type: \_\_\_\_\_ Patent      \_\_ Regular

Other Instructions:

\_\_\_\_\_  
\_\_\_\_\_

Customer: \_\_\_\_\_

Date: \_\_\_\_\_